Class 44/45/46 'Peak' locomotive

Thank you for your choice of the Bachmann Branchline Class 44/45/46 'Peak' diesel locomotive.

General

The mechanism of this model requires running in (without a load) for approximately 1 hour in each direction at moderate speed to allow the gear train to bed in.

When required, sparingly lubricate the motor bearings using plastic compatible light oil and the gear train with model grease.

Bachmann Branchline locomotives are not suitable for use on track tighter than second radius (18 inches).

Body removal

There are three screws, two by each bogie and one at each end of the underside, as indicated right

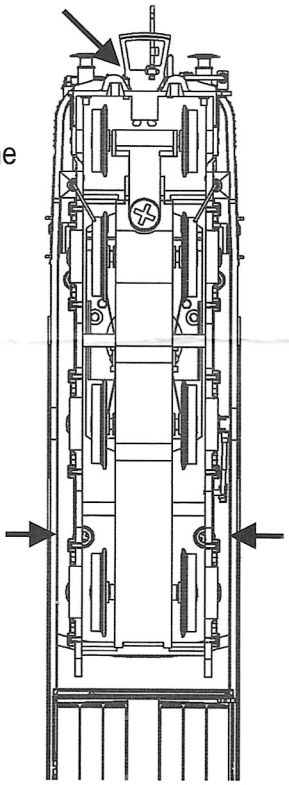

DCC Decoder fitting to DC model

This model has a 21-pin connector for a decoder.

Use either a decoder with matching fitting (for example Bachmann 36-554) or alternatively the Bachmann 36-559 8/21-pin adaptor to use a decoder with an 8-pin plug.

Black fitting uppermost

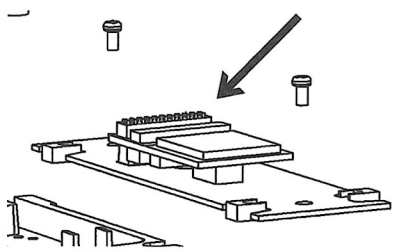

It is recommended to run an analogue loco in first on a DC power supply before installing a decoder.

Carefully remove the blanking board and locate the decoder onto the pins on the PCB following the instructions included with the decoder: the decoder fits so that the black contact block is uppermost with the decoder fitting away from the speaker cavity.

A a spare blanking board is included with DCC Onboard models should it be required to run a model without a decoder.

DCC Sound decoder fitting to DC model

There are loudspeaker connections on the main PCB, marked 'SP+' and 'SP-' that can be used when a sound decoder with a 21-pin connector is used. Follow any fitting instructions supplied with the decoder.

Control of lights with DCC

When using a decoder with the appropriate number of function outputs, the onboard lights can be controlled as follows:

F0 - Head lights / tail lights turned on / off

Location of 'add on' parts

The buffer beam pipework fits as shown below

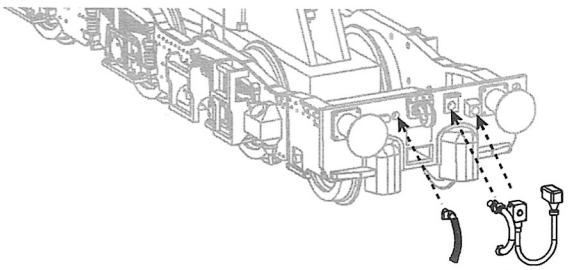

Hints for best results

The operation of a DCC loco requires that the power to the model is not interrupted. Track, wheels and pickups should be kept clean and all rail joiners must give good connections between sections of track. Improved reliability of DCC performance may be obtained by deselecting DC operation of the model on the decoder. This is usually controlled by CV29, Bit 2