been in use for a number of years as the previous industries fell into decline and they gave up production altogether. That is until a couple of entrepreneurs purchased the site and the rights to use of the tracks once more (albeit shorter than originally planned) and set up their own light industries. Thus, Messrs Wood & Worm Furniture Manufacturers were established. The outside workshop is leased to a Mr S P Anner who fabricates numerous pieces and artwork in metal, as well as carrying out general metalwork repairs. The line at the front of the diorama allows me to run, through passenger trains as well as the required goods trains.

20. **Lockdown Park** (Andrew Glover)

'Lockdown Park' is the result of a pizza layout completed during the first national coronavirus lockdown and the scenic crust in the second. It is based on the cartoons and drawings of Rowland Emett in 'Punch' magazine. The locomotives and coaches are 3D prints produced by Newman Miniatures on Shapeways. The buildings are all scratch-built as are the trees and caravans. The rainbow symbol supporting the NHS is prominent throughout the park.

21. **Locomotive Display** (Garry Whiting)

A display of some of Garry Whiting's 009 collection
1) Diesels --- large & small, all built from parts from the Knightwing kit or Dapol Drewey class 04. Can you spot the hybrid that uses parts from both ?
2) Walker Articulated Railcars ---- All built from 3D printed parts from David Hurst's Model Engine Works on Shapeways. Some built as supplied but a few have been modified.
3) Mallet articulated steam locos --- from diminutive 0-4-4-0t's to massive 2-8-8-2 tender locos. A mixture of Paul Windle special commissions and my own scratchbuilding.
4) Tank engines for the Chandrapur Light Railway ---- a current ongoing project , locomotives for a fictious 2ft gauge Indian roadside tramway administered by the Western Railways division of Indian Railways.
5) Miscellany --- a selection of some of the models built since the last show in 2019. An eclectic mixture of 3D prints, white metal kits and plasticard scratchbulding. Please look just with your eyes -- not with your fingers. Questions welcome -- I don't bite (well not much) --- feel free to stop by and discuss 009 modelling .

22. **Moorton Bottom Yard** (Paul Windle)

Roth Valley Tramway 1930's urban narrow gauge scene. Around the back alleys of Moorton meanders "the tramway", linking the various stations together. From this a short branch connects the Moorton Canal where an interchange for stone traffic was created, below street level, the town basin to reach the warehouses at street level, it was necessary to construct a hydraulic lift.

23. **Popplepenn Road (O–16.5 7mm Narrow Gauge)** (Stephen Penn)

A small narrow gauge branch terminus. Passenger and goods can be run with 12v DC analogue supply to tracks or battery radio control. Both will be exhibited (though not at the same time!!)

24. **Radio Control Demo** (Roger Bugg)

25. **Royd Lane** (Lol Saccamando)

Era 40s-50s out of the way station in a quiet out of the way place.

26. **Wheal Kist** (Darren Carter)

A fictitious china clay and granite quarry in cornwall in the 1970's.

27. **Wilevie** (Michael Lanham)

Small two oval track layout with shed siding and passenger halt at front

28. **Zollverein Coal Mine Project** (David Goodger, Ruth Hood & Steve Torincsi)

Module 'A' - pit waste heap near Essen Karnap, c 1955. Sections of HO/HOe and HOf track. Plus several small modules and miscellaneous industrial buildings.

Traders:

1. **A1 Models** – 07584 620638 email: aonemodels@ymail.com
2. **Mount Tabor Models** - www.mount-tabor.co.uk
3. **N-Drive Productions** - 07778 640336 email: ndriveproductions@yahoo.com
4. **White Rose Modelworks** – 01677 422444 whiterosemodelworks.co.uk
5. **Westcliff Works -** Email: Westcliffworks3d@gmail.co.uk, postal address of 55 Rochester Avenue, Burntwood, Staffs, WS7 2DL
6. **Malcs Models** - 48 Bath Street, Ilkeston, Derbyshire, DE7 8FD – 07786 896807 email: malcolmgrubey@btinternet.com
7. **Eddie King 3D Printing** - 3d printed model railway items, all profits go to the Lincs and Notts Air Ambulance service
8. **The Railway Bookshop, Derby** - 0757 289 1825 or 01332 516924 emnail: chris@therailwaybookshopderby.com
9. **ABC Model Railways** - Richmond Hill, Oxford, OX44 7XF - 0781-3031152 email: abcmodelrailways@yahoo.co.uk

***Our next Open Day** at Portland College is on 22nd July 2023*

East Midlands Narrow Gauge Modellers Group

2022 OPEN DAY

Saturday 23rd July

Portland College, Nottingham Rd, Harlow Wood, Mansfield NG18 4TJ

Welcome everyone to the 6th Open Day of East Midlands Narrow Gauge Modellers (EMNGM) at Portland College. Like many model railway groups it is wonderful to welcome old friends and new after a 3 year absence.

EMNGM is an affiliate group of the 009 Society and this Open Day would not happen without the support we get from the brilliant sales team and Committee. We plan the Open Day to encourage our own membership and friends from further afield to share their modelling with like-minded enthusiasts. Thank you to everyone who volunteers their time to further this absorbing hobby. Please also support our traders who have travelled from far and wide to bring you a fascinating range of products. Also, please vote on the enclosed slip for the layouts you consider to be the "Best in Show" and return your completed slip to the reception desk.

EMNGM is mainly a social group which meets over lunchtime on the 4th Saturday of the month to share modelling and talk narrow gauge. It is free to come along and you don't have to be a member of the 009 Society to participate.

Mark Dale, group convenor: highhatbeaver@hotmail.co.uk

Portland Coffee Shop will be open all day and serves hot and cold snacks, lunches, teas, fresh coffee (*200° Coffee*) and cakes (from *The Original Cake Company*).

The Trade Village has a wide range of model railway traders in our Trade Village which is situated in the College's reception. See the back page for a list of our traders.

The 009 Society Sales Stand is situated in the room opposite the entrance to the main hall.

Layouts are in the main hall. These include:

1. **Under Milk Wood** (By David Rowe, Exhibited by John Forman)

Under Milk Wood was built by Dave Rowe many years ago, and a detailed description of the reasons for its construction, and the methods used, first appeared in 'Railway Modeller' in April and May 1972. Also of interest is the more recent article "Dave and Shirley Rowe – A Retrospective" which appeared in "British Railway Modelling" in March 2018. The layout is inspired by the Dylan Thomas radio play 'Under Milk Wood', which depicts a day in the life of a small Welsh seaside town called Llareggub (a very backward place where not very much happens). Although Dylan Thomas, who died in 1953, didn't include a railway in Llareggub, it is hoped that if he had it would have been something like this, with 'Little engines puffing and chuffing through Bible-black tunnels'. This layout, along with two others, namely Henblas Farm and The Thomas Slate Quarry, were all sold by Dave for use in exhibitions and displays to promote Welsh tourism. The layouts ended up with the Welsh Development Agency and suffered some damage due to wear and tear, careless movement with loose items inside and the effects of dampness during storage in a cellar. They are now on very permanent loan from the WDA to the Welshpool and Llanfair Light Railway and are being carefully revived and cared for by one of the W&LLR's members. In doing this revival, there is the conflict of preservation, restoration and conservation and the current intention is to apply a bit of each to keep the layouts operational as is seen today.



2. **The Thomas Slate Quarry** (By David Rowe, Exhibited by John Forman)

Another of the three cased 009 layouts built by Dave Rowe a good many years ago, which were subsequently sold for use in exhibitions and displays to promote Welsh tourism. Thankfully the glass doors on the fronts of all the layouts had stayed intact retaining all the bits. They are now being carefully revived and cared for but, in doing this revival, there is the conflict of preservation, restoration and conservation and the current intention is to apply a bit of each to keep the layouts operational as is seen today. It doesn't bear thinking about, but the layouts were headed for the skip, and it was only by a fortunate sequence of events and the right people being in the right place at the right time that they is set in the present day and is named after the small pond nearby. It is rather out of its time because they still found their present home. This one depicts a slate quarry with two water balanced inclines, the longer of which was inspired by one at Aberllefenni near Corris. Subject to the gremlins taking a day off, both inclines do work, as does the lowest of the three levels of railway. For more information and an appreciation of the extent of Dave and Shirley Rowe's modelling talents, it is worth reading the article "Dave and Shirley Rowe – A Retrospective" which appeared in "British Railway Modelling" in March 2018.

3. **A Cold Front** (James Styles)

A COLD FRONT is an OO9 scale WWI themed supplies / medical trench layout. The layout took three years to build, and is to be featured in Model Rail Magazine. The layout is set in a fictional location somewhere in the France during the winter in WWI. The layout depicts a small but busy supply yard which can be seen delivering supplies and moving injured soldiers. This layout has been a three year labour of love built by James, in an attempt to create a model railway a little different from the normal. James has tried to set a scene with as much detail as possible showing the conditions these hero's were subjected too. The layout shows the start of the trench system depicting a rear communications and supply trench. The layout benefits from a lighting rig using LED lights which go through a programmed 24hr lighting sequence. The layout is DCC and uses a Prodigy Advance controller.

4. **Angst Lesspork** (Hugh Norwood)

Angst-Lesspork draws its inspiration from and is a tribute to the "Discworld" books of the late Sir Terry Pratchett. The scene is urban with a tidal river to the front. Buildings are predominately timber-framed. Although superficially a Victorian / Edwardian townscape, many characters and architectural features give clues to the layout's true identity. Most of the buildings have been built from card (breakfast cereal packets). A number have internal illumination and so are internally decorated. Helping to set the scene are the Alchemists' Guildhall (complete with stuffed alligator), one of the many Watch houses, a Clacks (telegraph) tower and, of course, Mad Lord Snapcase's Cruet set. All the rail power is steam-driven

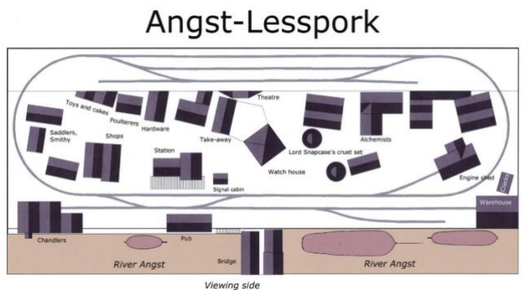

and all the road traffic is horse-drawn, in keeping with the "time- frame" of the layout. If you look closely, you will see that most of the locomotives are named after Discworld witches. The human figures are from Langley Models, ModelU, Andrew Stadden and Aidan Campbell, with some from Peter Goss. Wizards, dwarfs, trolls and other out of the ordinary figures come from the war-gaming fraternity. The Librarian and the stuffed alligator were commissioned pieces. The Luggage is hand-built; members of the Watch started life as Airfix Roman soldiers. The large sailing vessel is the Airfix "Bounty" and the other vessels are by Artitec. The layout is in 4mm/ft (1/76) scale, using a track gauge of 9mm, which equates to 2'3" narrow gauge. This combination is known as "009".

5. **Avin-a-lyin** (Andrew and Alison Bailey)

After six years success with the fictitious layout 'Llandovnodd', it was decided to model the next fictitious village up the coast called Avyn-a-Llyin. After nearly 20 years on the exhibition circuit, I took over the ownership of the layout from my brother [David Bailey]. The pier is of timber construction with each upright individually screwed into place. Most of the buildings are scratch built in linka and plasticard. Two of the roofs are genuine hand cut Welsh slate and three roofs are thatched with plumber's hemp in Pendon style. The grounds of the ruined castle on the hill now belong to the local golf club, who has constructed a very scenic golf course. The sea is literally dozens of coats of non-drip varnish on a mixture of sand and ballast. The beach is real sand and is up to 20mm deep. There are over 200 figures on the layout and in case you can't find them, the nudists are at the back of the beach under the sea wall! The track is by Peco with seep and Cobalt electrics and ballasted with a mix of granite, limestone and sand. Most of the stock is kit built with a few scratch, 3d printed and Ready to Run items. Avyn-a-Llyin was first exhibited in October 1989 and has since won numerous trophies. It has also appeared in the 'Railway Modeller', February 1992 edition and 'Hornby Magazine' March 2018 edition. Since 2012 the layout has been undergoing a gradual refurbishment to keep it looking fresh. We hope you enjoy looking at the layout as we did building it. Please feel free to ask any questions and we will do our best to answer them.

6. **Beat the Drum; A Nod to Ashover** (Steve Gibbons)

A small layout set in the Derbyshire Dales; it was built to try out a few new scenic techniques and a chance to get me back in to 009 modelling after a gap of 35 years.

7. **Bridges** (Exhibited by Greg Chilton)

A small run –down industrial layout, a continuous run with access to a lower-level dockside, with dual gauge trackwork.

8. **Bryn Derwydd** (Mark Dale)

A small folding portable layout that was created as a "plug and play" scenic test track for the East Midlands Narrow Gauge Modellers monthly meetings. You are welcome to run you own stock - perhaps try out those new purchases from the 009 Society sales stand or one of our many traders in the trade village.

9. **Burgedorf (HOe)** (Kevin Williamson)

Bürgedorf is a small station on a typical narrow-gauge branch line in the West Austrian Tyrol. The layout gives a small taste of the fascinating railways in this beautiful Alpine region, especially the Zillertalbahn which formed its inspiration. Bürgedorf station has two platforms, a run round loop and a small goods yard. The regular train service consists of diesel hauled passenger and freight trains in the hands of ÖBB and Zillertalbahn locos, interspersed with steam hauled tourist trains headed by the characterful 'U' Class 0-6-2 tank locomotives. The line also serves the sawmill at Kämbach which generates a significant amount of timber traffic. The locos and rolling stock are by Liliput, Roco and Bemo and set the time period around the 1970s.

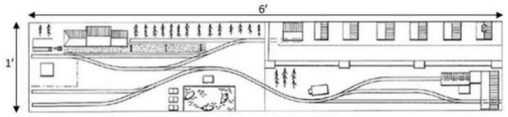

10. **Cold!** (Kevin Phare)

A BRM cakebox project which appeared in the August 2018 issue of British Railway Modelling. Kevin is a daily contributor to RMweb where numerous scenic tips can be gained by reading about "Little Muddle" in the layout topics section (over 1m views).

11. **Cynllun Dienw** (Paul Bardill)

Cynllun Dienw represents a fictional passing loop and small station on the Talyllyn Railway in Wales.

12. **Dolfriog** (By Jim & Lyn Owers, Exhibited by ABC Model Railways in the trade village)

A multi-level six track Welsh mountainside series of copper mines near Beddgelert, locally known as **'Mynydd Copr'**, within Snowdonia, at the turn of the century . The model railway has six separate operational tracks one in Hof 6.5mm gauge, four in 009/HOe 9mm gauge on three levels and one in Hon3z a (Zahnradbahn) a 10.5mm a rack railway, all separately controlled providing variable speed control. A copper mine grotto and lake with lighting shows the depth and manner of copper mining in the area. The layout was built by Jim & Lyn Owers, and featured in the October 2015 Railway Modeller.

13. **Encombe (viaduct module)** (Andrew Mott)

During the 70s and 80s, the original modular Encombe 009 layout (by Andrew Mott & Kevin Phare) was exhibited at numerous shows. The section on display today is from the re-incarnation and hopefully more sections will be displayed at next year's open day.

14. **Falcon Rock** (Bob Telford)

A simple need for a small, continuous, scenic test track, viewable from every side, unexpectedly morphed into the administrative HQ of the Iles de Loisir naval service. Iles de Loisir – the Idle Isles. I've yet to pin down the Rock's location as, like Jonathan Swift's/Studio Ghibli's flying island of Laputa, or an octopus absconding from an aquarium, it exhibits an arcane ability to sidle away while unobserved. A lightly anglicised Kibri kit of Falkenstein Castle dominates the island, Falcon Rock being a rough translation, while the Idle Isles suggests a tenuous link to my British Idle Valley Tramway modelling theme. Falcon Rock has appeared in 009 News (11/2019), the French magazine Voie Libre's special 100th edition (2020) and Railway Modeller (10/2021).

15. **Fall Mill (The Ashover Light Railway)** (David Wright)

This compact table-top layout depicts part of this long-lost Derbyshire Light Railway. The concept from the start was to showcase David's scratch-built buildings. All the buildings on the layout are constructed from scrap card which has been covered with a skin of "DAS" modelling clay, with all the masonry hand scribed, before being painted and weathered, to replicate the local stone. Besides the buildings, the model also shows David's approach to modelling a realistic landscape and includes the River Amber fronting the layout, together with a hand painted back drop which depicts the upper Amber Valley.

16. **Modelling Demonstration** (David Wright)

A demonstration to show how the building and structures were constructed for both "Fall Mill" and David's latest 009 project "Arthog Slate Quarry".

17. **Green Pond Mine** (by Lyn & Jim Owers, exhibited by ABC Model Railways in the trade village)

A scratch built layout in two scales 009 & HOf, fully automated electronic controlled. This being the third layout from Lyn & Jim Owers of the Isle of Wright. The layout was featured in the August 2018 issue of Railway Modeller. A Fluorite Mine in the Derbyshire Peak 009/HOf scales. This little box layout measures only 60 x 40 cm but packs a great deal in a small space. Green Pond Mine do everything in the traditional way with the works powered by steam even in the 21st Century so many industrial archaeologists come to see how it used to be done. The mine produces high quality Fluorite for specialist uses, such as the production of glasses and enamels and also for the production of hydrofluoric acidThey still rely on narrow gauge railways in both the mine and the processing works which is just a short distance away. All buildings are scratch built or adapted. from kits and are fully lit. The electronic controls can easily be seen on the box lid so visitors can see how it has all been done behind the scenes.

18. **Hollington Quarry** (Dave Jones

19. **Knottmuch Moor** (Alan Martin)

This is a narrow gauge model railway layout designed to fit on a bookshelf at home, it is operated from the front as it was never intended to be an exhibition layout. The Railway isn't set in any particular location, but to my mind gives the impression of being somewhere out of the way on the edge of the moors. The original sidings hadn't