ERITH MODEL RAILWAY SOCIETY

Model Railway Exhibition 2024

EXHIBITION GUIDE

INTRODUCTION:

Welcome to Erith Model Railway Society's annual January Exhibition here at The Longfield Academy. This is our 7th show at this venue, and we are pleased to be able to stage one of South East England's largest exhibitions.

SMOKING & VAPING:

Smoking and vaping are **not** permitted ***anywhere*** on the premises including the Academy's grounds. If you wish to smoke or vape, please leave the grounds via the main pedestrian entrance on Main Road; we allow re-entry with a valid ticket.

EMERGENCIES:

In the event of an emergency, please leave the Academy via the nearest available fire exit and assemble on the sports field behind the Academy. Stewards will direct you to the assembly area.

LOST CHILDREN:

If you lose a child, please tell the nearest steward and we will do our best to help you to become reunited as quickly as possible. Should we find an unaccompanied child we will take them to the front desk area and look after them until the parent/guardian arrives for a happy reunion.

REFRESHMENTS:

A wide choice of hot and cold drinks and food can be purchased at very reasonable prices from the Academy's Catering Team located off the central corridor.

SECURITY:

Please keep your bags and belongings with you always and remember to report anything suspicious to a Steward.

TOILETS:

Toilets can be found throughout the Academy (if in doubt feel free to ask one of the Stewards). The Academy also has fully accessible toilets which can be found near the exhibition entrance.

PASSOUTS:

Please retain your entry ticket(s) as this will allow you to return to the Exhibition free of charge on the same day and at a reduced rate on the following day.

PHOTOGRAPHY/VIDEO:

As organisers, we have no objections to photography and videoing within the Academy. However, out of courtesy, please ask exhibitors first and bear in mind the effect of any flash on operators as well as other people nearby.

EXHIBITS ON DISPLAY:

Whilst every endeavour is made to adhere to the advertised event and Exhibition Guide, the organisers reserve the right to make changes to the Exhibition and its contents (including their location) without notice. Some exhibits may appear to be out of sequence (in terms of stand numbers) but these are due to 'late entries' and/or replacements.


PECO
PECO
At The Heart Of The Hobby
For stockists call +44 (0)1297 626 204 or visit www.peco-uk.com
Made in the UK

BACHMANN
COLLECTORS CLUB
JOIN THE CLUB
Indulge your passion for model railways by joining the official Bachmann Collectors Club today!
OO SCALE
BACHMANN BRANCHLINE
35-415K/SF/SFX - Class 47/4 47845 'County of Kent' Virgin Trains (original)
JOIN TODAY FROM £38
These are just some of the many benefits you will receive...
• Purchase limited edition Club Exclusive Models not available in shops!
• Four copies of the 'Bachmann Times' magazine RRP £7.95
• Four copies of the 'British Railway Announcements' catalogue
• Free access to our Members Lounge - at selected events
• Monthly news via our TrainMail e-newsletter
• Invitation to our 'Practically Perfect' Sale
• A FREE Exclusive Club Wagon*
• A Two Year Warranty on Bachmann Branchline, Graham Farish, Bachmann Narrow Gauge and Thomas & Friends™
WARRANTY 2 YEAR WARRANTY
BACHMANN TIMES
RHAPSODY IN BLUE
BACHMANN EUROPE
BRITISH RAILWAY ANNOUNCEMENTS
* Memberships available in OO, N & 009 scales – see our website for more details
ALL OF THE ABOVE PLUS SO MUCH MORE
VISIT OUR SHOW STAND TO JOIN HERE TODAY!
www.bachmann-collectorsclub.co.uk

KENT GARDEN RAILWAYS

KGR was formed as a specialist Large Scale supplier in 1994 and although still one of the leaders in this area we now have a huge range of British O, OO and N gauge. We also have great stocks of American HO, N and On30. Check out the extensive listings of "in stock" items and special offers in our online shop. Please note that we are Mail Order, Internet and ehhibition sales only.

Narrow Gauge

We carry HOe, 009, On30, O-16.5 and even some HOn3. Check our website for full details

MINITRAINS Roco LILIPUT

G Scale and 16mm

PREMIER ROUNDHOUSE

We have one of the biggest G scale stocks in the country covering electric and live steam, British, European and American

TRAINS BACHMANN PIKO

HO and N American

WALTHERS WOODLAND SCENICS

An expanding range of locos, rolling stock, buildings and vehicles.

ATLAS Kadee ACCURAIL KATO

British O, OO and N

Ready to run locos and rolling stock, track, buildings, scenics and controllers from the leading suppliers

GRAHAM FARISH HORNBY

DAPOL

HELJAN GAUGEMASTER

METCALFE SCENECRAFT

Gauge 1

Exclusive to KGR - Adams Radial East Kent 5 Accucraft Gas fired live steam

Find us on Facebook

Kent Garden Railways, 68 High Street, St Mary Cray, Orpington, Kent BR5 3NH
Telephone 01689 891668 Telephone , Internet and Exhibition Sales only
www.kgrmodels.com

UNDERWRITTEN BY
ansvar
magnet™
INSURANCE
SUPPORTING THE MODEL RAILWAY COMMUNITY
SINCE 2008
DON'T GET SHUNTED
FROM
£77.80*
PER ANNUM
*Based on sums insured of £13,000
SPECIALIST MODEL RAILWAY COLLECTION INSURANCE
Full policy terms and conditions available at www.modelrailwayinsurance.co.uk
Home insurance policies generally offer little or no cover for Model Railways if located in a garage or outbuilding and many policies restrict cover for sets of items or collections.
WE OFFER INSURANCE DESIGNED SPECIFICALLY FOR MODEL AND GARDEN RAILWAY ENTHUSIASTS.
Covering accidental damage and loss at home — including during transit and at exhibitions — anywhere in the UK.
TO GET A QUOTE PLEASE VISIT OUR WEBSITE WWW.MODELRAILWAYINSURANCE.CO.UK OR CALL DIRECT ON 01636 858249
WE ALSO OFFER
Exhibition and club insurance for model railway clubs and societies
magnet™
Magnet Insurance Services Ltd
Newark Beacon, Cafferata Way, Newark, NG24 2TN
Authorised and regulated by the Financial Conduct Authority
01636 858249
www.modelrailwayinsurance.co.uk

EXHIBITOR LISTING - A plan of the venue can be found on the back cover of this guide

Stand No.	Description	Classification	Area
36	3mm Scale Model Railways	Sales - 3mm	Sports Hall
46	All Wheels	Sales - pre-owned	Sports Hall
48	Andy Lynch	Sales - pre-owned	Sports Hall
63	Ashenden Juction	Layout - N	Sports Hall
93	Association of Bexley Charities	Charity Raffle	Galileo
4	Bachmann Collectors Club	Society	Corridor
65	Blindheim	Layout	Sports Hall
30	Blitz 1940	Layout - OO	Theatre
22	British 1:87 Society	Society	Theatre
21	Brookes Models Ltd	Sales - tools & scenics	Theatre
62	Brooks Bridge	Layout - O16.5	Sports Hall
17	Cambrian Model Rail Ltd	Sales	Corridor
5	Carriage & Wagon Models	Sales - pre-owned	Corridor
57	Cato Inferno	Layout - 00	Sports Hall
69	Cedar Court Wagon Yard	Layout - OO	Sports Hall
92	Charity Transport Models	Sales - pre-owned	Galileo
91	Class 47 Preservation Society	Society	Matisse
45	Coastal DCC	Sales - DCC	Sports Hall
82	Colin Penn	Sales - pre-owned	Anderson
58	Daisyfield Traincare	Layout - 00	Sports Hall
6	David Wills	Sales - pre-owned	Corridor
79	Depot de Camions	Layout - N	Anderson
73	Dingo Servo Mounts	Sales - servo mounts	Anderson
83	Dixon Upcott	Sales - pre-owned	Anderson
27	Double O Gauge Association	Society	Theatre
64	Downlands	Layout - N	Sports Hall
29	Dublingham	Layout - OO	Theatre
76	East Kent O Gauge Club Stand	Society	Anderson
67	Elbow Lane	Layout - OO	Sports Hall
19	EMRS Club Member Sales	Sales - pre-owned	Corridor
14	EPB Preservation Group	Society	Corridor
41	Euroscale Models	Sales	Sports Hall
44	Falconwood Books	Sales - pre-owned	Sports Hall
39	Flexxgenix Ltd	Sales - laser cut scenics	Sports Hall
70	Fordham	Layout - OO	Sports Hall
74	Gauge One Modelling	Demonstration	Anderson
90	Harrison Brown Models	Sales	Matisse
54	Hatch End	Layout - N	Sports Hall
94	Heritage in Motion	Sales - specialist DVDs	Galileo
8	Hobbytools4U	Sales - Tools	Corridor
20	Invicta Model Rail Ltd	Sales	Theatre
52	J B Photocards	Sales - models	Sports Hall
18	Joe Lock	Sales - pre-owned	Corridor
72	JohnGreg	Layout - 009	Sports Hall
88	Keith Welbin	Sales - models	Matisse
37	Keithley Valley	Layout - TT120	Sports Hall
2	Kent Garden Railways	Sales	Corridor
49	Kent Model Exchange	Sales - pre-owned	Sports Hall
60	Kingsnorth	Layout - N	Sports Hall

Stand No.	Description	Classification	Area
32	Kinlochwe	Layout - N	Theatre
95	Kitorama	Demonstration	Galileo
7	Layouts4U	Sales - Scenics	Corridor
3	LB&L Line	Layout - G	Corridor
89	MDNdesigns	Sales - 3D printed	Matisse
86	Michael Land	Railway Artist	Matisse
24	Models U Drive	Sales - paints & plastics	Theatre
66	Molehill Green	Layout - 009	Sports Hall
81	N E Where	Layout - N	Anderson
12	Network SouthEast Railway Society	Society	Corridor
84	Newchapple Juction	Layout - O	Anderson
26	On The Rails	Memorabilia	Theatre
47	Online Models	Sales - signals & lights	Sports Hall
101	Orchards Junior Scale Model Club	Static Display	Galileo
59	Plant City	Layout - HO	Sports Hall
56	Plug Street	Layout - 009	Sports Hall
87	Plumstead Arches	Layout - OO	Matisse
85	Plus Daughters	Sales - N gauge	Anderson
33	Portwey - Wessex Trains	Layout - OO	Theatre
97	Quarry Falls	Layout - N	Galileo
77	Queen Charlotte's Dock	Layout - O	Anderson
15	Rail Future	Society	Corridor
25	Railway Memories	Sales - DVDs	Theatre
42	Roxley Models	Sales - pre-owned	Sports Hall
31	Scarlington	Layout - N	Theatre
98	Scott Treguno	Sales - scenics	Galileo
71	Shillingstone	Layout - N	Sports Hall
75	South East & Chatham Railway Society	Society	Anderson
13	Southern Electric Group	Society	Corridor
50	Southern Scale Models	Sales - pre-owned	Sports Hall
53	Southwark Bridge	Layout - N	Sports Hall
11	Spa Valley Railway	Society	Corridor
61	St Peter's Square	Layout - OO	Sports Hall
28	Staple & Ash	Layout - OO	Theatre
99	Steve Riley	Sales - electronics	Galileo
9	Sudbury Model Railways	Sales - pre-owned	Corridor
38	Supercast	Sales - model railway figures	Sports Hall
80	The N Gauge Society Ltd	Society	Anderson
43	The Wagon Yard	Sales - wagons	Sports Hall
40	Thunderbolt Models	Sales - pre-owned	Sports Hall
23	Trainsporters	Sales - storage & transportation	Theatre
68	Tramlink	Layout - OO	Sports Hall
51	Transport Collectables	Sales - collectables	Sports Hall
78	Two Bridges Up Sidings	Layout - OO	Anderson
96	Upton Lacey	Layout - N	Galileo
35	Vine Street Riverside	Layout - HO	Theatre
100	Volks Electric Railway	Layout - 009	Galileo
16	W M Collectables	Sales - pre-owned	Corridor
34	Wandleford Junction	Layout - OO	Theatre
10	Weathering by John Richardson	Demonstration	Corridor
55	White Meadow Quarry	Layout - N	Sports Hall

EXHIBITION ENTRANCE

Stand 1 – Exhibition Ticket Sales & EMRS Information Desk
Information Desk, Membership Prospectives, Exhibition Flyers & First Aid Station.

MAIN CORRIDOR

Stand 2 – Kent Garden Railways kgrmodels.com
Andy Cottenham, 68 High Street, St. Mary Cray, Orpington, Kent, BR5 3NH
Tel: 01689 891668 Email: sales@kgrmodels.com
New & Pre-Owned Model Railways

Stand 3 – LB&L Line
The Maskell Family (Erith Model Railway Society)

The concept is fictional and aimed at younger persons because it features Thomas & Friends with a Lego twist. LB&L stands for Lehmann, Bachmann and Lego. This layout has been created to help our son Ben, who is autistic, to learn how to mange his own exhibition layout and to improve his social communication skills.

Stand 4 – Bachmann Collectors Club www.bachmann-collectorsclub.co.uk
13 Moat Way, Barwell, Leicestershire, LE9 8WZ.
Tel: 01455 245565
Demonstrating Models & Control Systems, & Selling Collectors Club Exclusives to Our Members

Stand 5 – Carriage & Wagon Models carriageandwagonmodels.co.uk
Greg Harrison, Fernlea, Steeds Lane, Kingsnorth, Ashford, Kent, TN26 1NQ
Tel: 01233 633295 OR 07757 342525 Email: carriagew@yahoo.co.uk
New & Pre-Owned Rolling Stock, Custom Locos, & Limited Edition Wagons.

Stand 6 – David Wills
Tel: 07803 229235 Email: davidwills@hotmail.co.uk
Pre-Owned Model Railways

Stand 7 – Layouts4U www.layouts4u.net
Bob & Sue Carter, 36 Elwyndene Road, March, Cambridgeshire, PE15 9BL
Tel: 01354 652302 Email: info@layouts4u.net
Scenics & Electronics

Stand 8 – HobbyTools4U www.hobbytools4u.co.uk
Bill Carter, 36 Elwyndene Road, March, Cambridgeshire, PE15 9BL
Tel: 01354 652302 Email: info@hobbytools4u.co.uk
Modelling Tools

Stand 9 – Sudbury Model Railways sudburymodelrailways.wordpress.com
Philip Cooper
Tel: 07752 867427 Email: sudburymodelrailways@hotmail.com
Pre-Owned Model Railways

Stand 10 – Weathering by John Richardson
Erith Model Railway Society
Demonstration, workshop, discussion and advice.

Stand 11 – Spa Valley Railway www.spavalleyrailway.co.uk

Stand 12 – Network SouthEast Railway Society www.nsers.org

Stand 13 – Southern Electric Group www.southernelectric.org.uk

Stand 14 – EPB Preservation Group www.epbpg.co.uk

Stand 15 – Railfuture www.railfuture.org.uk/Welcome-to-Railfuture

Stand 16 – W.M. Collectables www.wmcollectables.co.uk
Andrew Kwasniewski, West Mallion House, Colwell Road, Haywards Heath, West Sussex, RH16 4HE
Tel: 01444 413723 Email: andrew@wmcollectables.co.uk
Pre-Owned Model Railways

Stand 17 – Cambrian Model Rail Ltd www.cambrianmodelrail.co.uk
Graham Taylor, PO Box 85, Greenhithe, Kent, DA10 9DN
Tel: 01322 515672 Email: cmr@cambrianmodelrail.co.uk
4mm Scale Plastic Wagon Kits, 16mm Scale Wagon Kits & Detailing Parts, and Gibson Wheels.

Stand 18 – Joe Lock Model Railways
Tel: 07866 641215 Email: joseph.lock105@btinternet.com
Pre-Owned Model Railways & Vehicles

Stand 19 – EMRS Club Members' Sales

THEATRE

Stand 20 – Invicta Model Rail Ltd www.invictamodelrail.com
Kerry Hollands, 130 Station Road, Sidcup, Kent, DA15 7AB
Tel: 0208 302 7774 OR 07793 725678 Email: invictamodelrail@btconnect.com
New Model Railways

Stand 21 – Brooks Models Ltd www.ebay.co.uk/str/abrooksprojectltd
Scenics, Paints, Glues, Tools, etc. Email: abrooksproject@outlook.com

Stand 22 – British 1:87 Society www.british-ho.com

Stand 23 – Trainsporters Limited trainsporters.com
Mark Cronin, 73 North Road, Broadwell, Coleford, Gloucestershire, GL16 7BX
Tel: 07979 822811 Email: info@trainsporters.com
O & OO Gauge Storage Boxes

Stand 24 – Models U Drive
Tony Richardson
Model Paints, Metal & Plastic Profiles, Tools, and Other Railway Accessories Email: tonymud@live.co.uk

Stand 25 – Railway Memories
John Margerum, 17 Purvis Way, Colchester, Essex, CO4 9FN
Tel: 01206 841801 OR 07930 440239 Email: margerumsdepot@aol.com
DVDs, Photographs, Greetings Cards, etc.

Stand 26 – On The Rails www.etsy.com/uk/shop/NenesDesignStudio
Ian Jarrett, 15 Friezland Road, Tunbridge Wells, Kent, TN4 8LJ
Tel: 07871 849326 Email: ontherailsprints@gmail.com
Train & Transport Designs on T-Shirts, Socks, Fabrics, Greetings Cards, Ornaments, Homeware, etc.

Stand 27 – Double O Gauge Association doubleogauge.com

The Double O Gauge Association (DOGA) is a group for committed OO modellers worldwide. It exists to help to get more enjoyment from modelling and operating in OO. Run by OO modellers for OO modellers.

Stand 28 – Staple & Ash
Colin Snowdon (Double O Gauge Association)

Opened in 1916, Staple & Ash was the busiest station on the East Kent Railway. The railway was closed north of Eythorne in 1948, including this station.

Stand 29 – Dublingham
Tony Harris (Double O Gauge Association)

Inspired by the work of Peter Denny and Norman Eagles, Dublingham is an unashamed layout showing the possibilities of three rail working. Once described as ‘finescale’ three rail, see what you think.

Stand 30 – Blitz 1940
Roy Emery (Basildon Model Railway Club)

From September 1940 to May 1941 the Luftwaffe attempted to pound Britain into submission by bombing economic and civilian targets with hardly a night’s break. The scars of this bombing have now been built over a new generation has by and large forgotten the hardship the wartime generation went through. Britain remained unconquered, but at great sacrifice and hardship. We must never forget the debt we owe this generation. The layout is showing an area of East London with an underground station acting as a bomb shelter. An interactive map shows you where the main bombing raids were carried out.

Stand 31 – Scarlington
Nick Skelton (NoEL Group of Railway Modellers – Scarborough)

Scarlington was built as a club layout but is now privately owned. It is set in the 1970s/1980s and has a flavour of various North Eastern landmarks. The two main bridges are similar to two of the bridges in Newcastle, the station roof was inspired by Darlington and various buildings and the cliff lift are based on buildings in Scarborough. The stock we run is firmly set in the BR Blue diesel era, with the occasional steam special. There are various cameo scenes to keep the viewer occupied and a game to play where visitors can look for various items.

Stand 32 – Kinlochewe
Nick Skelton (NoEL Group of Railway Modellers – Scarborough)

In 1889 it was proposed to build a branchline from the principal Dingwall & Skye Railway station at Achnasheen to Aultbea via Kinlochewe. Whilst the Proposal Bill reach its second Parliamentary Reading in 1893, the Act authorising construction of the line was never passed, and the project ceased. The layout imagines that the line was constructed and terminated at Kinlochewe. There are military firing ranges near Kinlochewe with attract infrequent MoD trains. The era depicted is early 1970s to late 1980s, when diesels of Classes 24, 25, 26 and 37 were the traction.

Stand 33 – Portwey – Wessex Trains
Stu Davies

Portwey is a small terminus station somewhere in South West England, set in the earlier days of privatisation and served by Wessex Trains that ran services from 2001 to 2006. The station details are based (very) loosely on locations such as St. Ives though with the addition of couple of sidings used for infrastructure trains. Track is Peco Code 75 and the points are hand operated and control is DCC. Stock is primarily RTR in origin though much has been refinished and weathered. Some units have been extensively refinished to represent the Wessex liveries of the time.

Stand 34 – Wandleford Junction
Andrew Knights (Wealden Railway Group)

The layout tries to recreate a warm summer’s day in South London. Here I wanted a chance to watch trains run through some interesting scenery and have more variety of trains than could be accommodated on a small branchline terminus. The siding at the rear of the layout is used as a holding line for various traffic to and from the branch. Much traffic is suburban units scuttling from the terminus to destinations on the mainline. Not all trains are local units, some faster EMU services will be seen, as well as the occasional loco-hauled trains and several freights

Stand 35 – Vine Street Riverside
Andrew Nicholson & Steve Millard (Erith Model Railway Society)

It is a modular concept layout utilising a fiddle yard DCC controlled with an exhibition front that in this instance is a USA based California ‘street running’ theme. Future layouts could be anything OO or HO within the confines of a double tracked 16ft by 2ft baseboard. The layout has been under construction for several years now with a long Covid break. Currently the layout is exhibited as a ‘work in progress’.

SPORTS HALL

Stand 36 – 3mm Scale Model Railways www.3smr.co.uk
Malcolm Brenchley, Iona, Imperial Avenue, Minster-on-Sea, Kent, ME12 2HG
Tel: 01737 761919 Email: tt@3smr.co.uk
TT3 & TT:120, Kits, Motors, Scenics, Paints, etc.

Stand 37 – Keithley Valley
Malcolm Brenchley (3mm Scale Model Railways)

Mainline through station demonstrating a compact offset double oval track with viaduct in the new Hornby TT:120 scale. DCC Sound operation using phone control via Wi-Fi. Includes moving cars through town.

Stand 38 – Supercast
Mike Pett, 12 Chatham Street, Ramsgate, Kent, CT11 7PP
Tel: 01843 593417 Email: mikepettsupercast@gmail.com

Stand 39 – Flexxgenix Ltd flexxgenix.com
Colin Archer
Tel: 020 3826 8911 Email: enquiries@flexxgenix.com
Laser Cutting, and Embroidery Products & Services

Stand 40 – Thunderbolt Models Ltd www.thunderboltmodels.shop
Terry Rowe, Unit 56/96, Coventry Covered Market, Queen Victoria Road, Coventry, CV1 3HT
Tel: 07875 961273 Email: terry.rowe@thunderboltmodelsltd.com
Pre-Owned & New Models

Stand 41 – Euroscale Models euroscalemodels.co.uk
Belmont House, 155 High Street, Garlinge, NR Margate, Kent, CT9 5EU
Tel: 01843 834540 Email: belmont155house@btinternet.com
Scenics & Other Accessories

Stand 42 – Roxley Models www.roxleymodels.co.uk
4 Beckley Parade, Leatherhead Road, Bookham, Leatherhead, Surrey, KT23 4RQ
Tel: 01372 452976 Email: enquiries@roxleymodels.co.uk
New Model Railways & Accessories

Stand 43 – The Wagon Yard thewagonyard.co.uk
Mark Grigg, The Old Observer Building, Telford Road, St. Leonards-on-Sea, East Sussex, TN38 9LY
Tel: 01424 400281 Email: info@thewagonyard.co.uk
Specialists in British & Continental Wagons, and Couplings, Wheels & Other Accessories

Stand 44 – Falconwood Transport & Military Bookshop www.ebay.co.uk/str/falconwoodtransportbookshop
Andy Doran, 5 Falconwood Parade, Welling, Kent, DA16 2PL
Tel: 020 8303 8291 Email: falconw@globalnet.co.uk
Pre-Owned Railway & Other Transport Books

Stand 45 – Coastal DCC www.coastaldcc.co.uk
Ipswich Model Railway Centre, 48-52 Tomline Road, Ipswich, IP3 8DB
Tel: 01473 710946 Email: enquiries@coastaldccc.co.uk
DCC Equipment

Stand 46 – All Wheels
Michael Runter
Tel: 07760 297599 Email: merunter@blueyonder.co.uk
Pre-Owned & New OO Gauge

Stand 47 – Online Models onlinemodelsltd.co.uk
95 Laburnum Crescent, Allestree, Derby, Derbyshire, DE22 2GT
Tel: 01773 715595 Email: sales@onlinemodelsltd.co.uk
Eckon & Berko Signals & Accessories

Stand 48 – Andy Lynch Railways
Tel: 01634 573326 Email: lynchimac123@blueyonder.co.uk
Pre-Owned Trains

Stand 49 – Kent Model Exchange www.kentmodelexchange.co.uk
David Wimble, 106 High Street, Hythe, Kent, CT21 5AT
Tel: 01797 364837 OR 07423 562696 Email: info@kentmodelexchange.co.uk
Pre-Owned Models

Stand 50 – Southern Scale Models (formerly Ray Morris)
Pre-Owned Model Railway Items

Stand 51 – Transport Collectables Ltd transportcollectables.co.uk
Pre-Owned Books, Timetables, Maps & Diecast

Stand 52 – J.B. Photocards
Tel: 07932 812268 Email: julianbowdengs43@googlemail.com
New Transport Books, Magazines, Photographs & DVDs, and Diecast Model Road Vehicles

Stand 53 – Southwark Bridge
Graham Bridge (Tonbridge MRC)

Southwark Bridge is a fictitious BR Southern Region London terminal station during the 1970s, drawing its inspiration from Cannon Street and Holborn Viaduct stations. Almost all the structures are of card construction. The layout is fully signalled using CR Signals. Stock is a mixture of RTR along with some modified Grahm Farish carriages to represent the EPB (electric) and Thumper (diesel) stock that was the mainstay of the region through the period. Trackwork is Peco Streamline Code 55. All points being operated with Seep motors through capacitor discharge units with push button route setting.

Stand 54 – Hatch End
Andy Stephney

Hatch End is north of London Euston on the West Coast Main Line. The four a/c main lines of British Rail run parrel with the Bakerloo Underground, making plenty of action.

Stand 55 – White Meadow Quarry
Ray & Anna Taylor

Set around 1966, White Meadow Quarry is an N gauge layout set in a fictitious location somewhere in the Southern England. Located a little way outside the village of White Meadow, the railway serves a chalk quarry as well as the village. The chalk quarry is coming to the end of its life and is very run-down. The mainline station sees fairly regular rail traffic, while the branch line brings materials into and out of the chalk quarry. The quarry workers keep the local pub going, although today it is doing a roaring trade because there is a Bus Rally.

Stand 56 – Plug Street
Laurence Hendry

It is the Winter of 1917/1918 and there is a bit of frost on the ground. A narrow gauge War Department light railway passes and connects with a British Casualty Clearing Station. Here the more seriously wounded soldiers have been transferred from the Dressing Stations to be operated on prior to being transferred to hospitals for recovery.

Stand 57 – Cato Inferno
Laurie Calvert

Titan, the largest Saturn moon, also has a dense orange atmosphere and some areas of liquid surface, such as the clear hydrocarbon lakes of the poles. This means the Steampunk platoons have set up various ports and dockyards. ‘Cato Gunpowder Cove’ dockyard is one such place. Unfortunately, it is set in a very dangerous sea full of dinosaur fish called ‘Dunkleosteus’ which is an armoured fish. ‘Cato Gunpowder Cove’ is riddled with almost constant attacks from the Dunkleosteus, mutated fish that enjoy feasting on anything in the dock.

Stand 58 – Daisyfield Traincare
Stephanie Dearden

Daisyfield is a Pacer Traincare Depot, fictitiously based near the famous East Lancs Coach builders factory. Set in the early days of pre-privatisation. There is a small two platform termini serving King Street. The station also boasts a stabling point for locos working in the area. The depot consists of a two road maintenance shed and fuel point. A permanent way depot runs alongside with a stable of welfare and tool vehicles. Regular traction is a multitude of Pacers in various liveries, some 1st and 2nd Generation DMUs, Classes 25s and 47s, with some other rare visitors from West Yorks.

Stand 59 – Plant City
Andrew Browne

Plant City is located in central Florida, USA. The potato spur is located just to the west of the City, near the airport, on the CSX Corporation main line to Tampa. This spur serves the Florida Potato & Onion Company, which receives reefer cars of potatoes and onions for distribution by road. The model is set between 2008 and 2015. I have tried to model this location as accurately as possible, based mainly on Google Street View and a video. The width is scale but the length has been reduced by 40%, with some areas cut out.

Stand 60 – Kingsnorth
Philip Lambkin

Kingsnorth started back in February 2017 and is my first layout built for exhibitions. Like all layouts, it is far from finished. The two main lines go through the Kentish countryside over a viaduct and river in the centre of the layout. There are 938 trees on this layout to give the layout a true countryside view. It has not been built in a set time or year as the running stock you will see are a mix. You can see many famous trains from Flying Scotsman, the Golden Arrow Pullman, Mallard, Sir Nigel Gresley and the Eurostar.

Stand 61 – St. Peter's Square
Perry Andrews (Laindon Model Railway Group)

St. Peter's Square depicts an inner-city goods depot and a small and very busy passenger terminus on two levels. Set in early BR timeframe, we are principally using EMUs on the upper level passenger line with steam push-pull as an alternative. The lower level is a shunting yard with arriving traffic being distributed to various unloading points and return traffic being assembled into trains. The upper level passenger line crosses the goods yard by a long bowstring girder bridge. Operation is by DCC using a Gaugemaster Prodigy system and a CAN bus system for points and signals.

Stand 62 – Brooks Bridge
Stuart Marshall

Based on the Kinver Edge Light Railway near Dudley, it is set in the early Edwardian period. Brooks Bridge, a popular recreational destination, is the southern terminus of the Lark Valley Railway. Brooks Bridge has been added recently to the expanding electrification of the railway leaving remnants of its steam engine past. The railway still serving the agricultural communities and now expanding local villages as the introduction of electric ram proceed. Several of the original steam tram locomotives have been retained for goods and works trains.

Stand 63 – Ashenden Junction
Andrew Town

Ashenden Junction is a small branch line station on the Southern Railway network. It is also served by the Somerset & Dorset and Great Western Railway companies. It was once a junction with the line from Grafty Harbour, but that line has now closed due to the downturn in trade from the local fishing village. The old line now serves as a siding in the goods yard and is blocked off by some disused rolling stock.

Stand 64 – Downlands
Brian Chapman (Headcorn Railway Modellers)

Downlands started life in early 2016 after an off the cuff remark by my wife. Wanting an N gauge layout being my first venture into N gauge, Downlands started life as a single board 'experimental' end-to-end. Not by design as thoughts came to mind it has grown to what is being exhibited today. Two main lines running through the local area possibly in Kent, with the morning Eurostar running to Paris. Hope you enjoy the layout. Please ask any questions you have.

Stand 65 – Blindheim
Bill Bishop (European Railways Association)

Blindheim is a child of the lockdown. I was working on the 'Last Great Project' in February 2020 when the world rather fell in. The final element, an Endstation acting as a scenic block to a fiddleyard, was completed first. The station is based on Gefrees, a town in Upper Franconia. However, Blindheim claims no prototypical accuracy due to the size constraints, with the trackwork merely allowing locomotives to run round their trains with a couple of sidings permitting a modicum of shunting. Blindheim is set in the 1960 with all the stock viable for period and location.

Stand 66 – Molehill Green
Andrew Smith (Chelmsford & District Model Railway Club)

Molehill Green is a small hamlet in Essex. This small depiction of the Essex countryside shows a station on a narrow gauge railway line used to move gravel from the quarry sites to the larger town where it is transported onwards. This small station looks like the trains terminate here but they really turnaround and then carry on their journey down the line and then return going the other way later. Although the gravel trains dominate the running on this line, passenger trains also have running rights as this brings in workers and also serves the local villages.

Stand 67 – Elbow Lane
David Smith (Carshalton & Sutton Model Railway Club)

Elbow Lane is a small run-down branch terminus in South London. It has a short somewhat dilapidated platform for shuttle trains. Another older platform is no longer used for passengers and is now just a shunting neck for the goods dock and running round. A small loco stub also doubles as a fuelling point. The layout overall is 7ft 6in long, including an open fiddleyard. DCC Sound is used to full effect in the loco stud. Trackwork is Peco OO Bullhead and rolling stock uses hands-free magnetic couplings. All three baseboards are Tim Horn kits with integral lighting using LEDs.

Stand 68 – Tramlink
Greg Marshall (Beckenham & West Wickham Model Railway Club)

Tramlink has been designed to show off what you can do in a small space, but also show the link the B&WWMRC has to Tramlink. Stephen Parascandolo was a member of the B&WWMRC for many years and was a tramway enthusiast. He sadly passed away in 2007 after a car crash. He proudly got a Croydon Tram named after him on his 27th birthday. No. 2535 has his name on both sides. The control system uses a few MERG kits.

Stand 69 – Cedar Court Wagon Yard
Tony Rutherford (Beckenham & West Wickham Model Railway Club)

Cedar Court Wagon Yard is small yard for wagon repair depot and sidings for wagons that require maintenance or repair. With some visits from MPVs (Multi-Purpose Vehicle) and OTMs (On Track Machine).

Stand 70 – Foldham
Steve Rogers (Southwark & District Model Railway Club)

Foldham is set in the end of the steam period and rosters being gradually being taken over gradually by diesels. The layout is set in the Norfolk/Suffolk coast area, on the Eastern Region of British Railways. Foldham now represents a truncated branch line that survives because of quarrying and a holiday camp on the nearby coastal area. There is also some National Coal Board traffic further down the line. The station loop provides a convenient run around for freight traffic from the ex-MOD storage buildings which are now just warehousing for general freight.

Stand 71 – Shillingstone
Phil Gardner

The layout is designed as a tribute to Shillingstone station in Dorset, the North Dorset Railway Trust (who restored it) and the Somerset & Dorset Joint Railway. It incorporates scale models of the station buildings and other railway related buildings at Shillingstone. There are two main track circuits with passing loops behind the backscene. There are also sidings for a good yard, cattle dock and coal yard. The associated scenery depicts a village with a church and neighbouring farm. Unlike the real S&DJR, my railway continued to operate under the Southern Region and carried on into the diesel era.

Stand 72 – JohnGreg
Paul King

JohnGreg is named after my Dad who originally built the layout. I have decided that its history is that of a small village with just a halt style shelter and a cattle dock. Two lines enter the halt from a tunnel, the line changes to single line and goes round behind the scenery. There is a siding for the wood yard and an Engine shed for a loco. Built almost to the same principals of Colonel Stephens, has allowed me to run an eclectic range of stock. There is no set year for this but probably late 1940s/early 1950s.

ANDERSON

Stand 73 – Dingo Servo Mounts www.dingoservo.co.uk
David Ingoldby, 103B Liberty Lane, Addlestone, KT15 1NW
Tel: 07754 901324 Email: dingoservo@gmail.com
Aluminium Servo Mounts for Points & Semaphore Signals

Stand 74 – Gauge One Modelling by Tony Riley
Demonstration

Gauge One is the ideal scale for garden railways with both live steam and battery electric locomotives operated by radio control, but there is a growing interest in electrically operated indoor scenic layouts. Tony is demonstrating some of the techniques he uses in scratch and kit building his Gauge One models in 10mm to the foot scale.

Stand 75 – South Eastern & Chatham Railway Society www.southeasternandchathamrailway.org.uk
Membership Secretary, 30 Meadow Road, Rusthall, Tunbridge Wells, Kent, TN4 8UL

Stand 76 – East Kent O Gauge Group ekogg.org.uk

Stand 77 – Queen Charlotte's Dock
Roger Harmer (East Kent O Gauge Group)

Queen Charlotte's Dock is a finescale O gauge layout still under construction and based on the London Docks railway system on the Isle of Dogs. It is a two tier layout featuring a passenger line running on a viaduct through docklands with dockside sidings and warehouse below. The layout is DCC and can represent any period during the 20th century until closure of the London Docks in the late 1960s.

Stand 78 – Two Bridges Up Sidings
Andy Howard

Two Bridges Up Sidings is 4mm scale/OO gauge set in a fictious location is the Southern Region, near a major junction station behind the bridge to the left and with a freight yard just off scene to the right. The layout has a double track main line at the front of the scenic section and yard reception siding and loco stabling sidings behind. The layouts era is 1980s-1990s depending on the stock selected for any exhibition which should narrow it down.

Stand 79 – Depot de Camions
Stuart Conlon (N Gauge Society)

Following my main railway interests, the layout is fictional but loosely on the French/Swiss border, perhaps like a miniature Basel (Basle). The date is 2017. The scenario is of lines running towards a station throat (but not including it) with a nearby depot for lorries to be driven onto wagons (16 wheel wagons) to be taken south through the Alpine tunnels, and also unloaded of course. The lorry park will feature but not the actual depot.

Stand 80 – The N Gauge Society Ltd www.ngaugesociety.org
Tim Hitch – Display Stand Manger Email: display@ngaugesociety.com

Stand 81 – N E Where
Ian Redman (West Sussex N Gauge Model Railway Club)

This year's display is made up of layouts made by our club members. It shows that the club not only does the modular layout. We also have a standalone layout with us called Chrilvinton Town, as well as layouts in cases. Please feel free to ask club members questions, we are here to talk to you and make your visit enjoyable.

Stand 82 – Colin Penn (Motorail)
Pre-Owned Model Railways Email: motorail3@virginmedia.com

Stand 83 – Dixon Upcott
Tel: 0208 427 7325 Email: dixonupcott@aol.com
Vintage Trains

Stand 84 – Newchapel Junction
Steve Wilkins (Newchapel Junction Group)

Newchapel Junction is a finescale O gauge layout representing the post-Grouping period somewhere in the Yeovil area where the SR and the GWR ran together. The layout is entirely semaphore signalled, and all movements are correctly signalled. Movements between the station and the circle are controlled by block instruments, which also convey train description. The signals and points are all electrically interlocked, and those in the main station are controlled by a push-button entrance-exit panel. Trains leave the terminus, complete a few laps of the circle and then return to the terminus.

Stand 85 – Plus Daughters www.plusdaughters.co.uk
8 Britannia Court, Burnt Mills Industrial Estate, Basildon, Essex, SS13 1EU
Tel: 01268 726211 Email: sales@plusdaughters.co.uk
N Gauge Specialist

MATISSE

Stand 86 – Michael Lane www.michaelland.co.uk
“Casmawllan”, 16 Highview Close, Great Clacton, Essex, CO15 4DZ
Tel: 07402 104567 Email: mikelandart@gmail.com
Paintings & Rail Art

Stand 87 – Plumstead Arches
Nathan Jenkins

Plumstead Arches is a modern image OO layout, which is DCC computer automatically controlled. It is set in a fictional area on the Essex/Suffolk County border, loosely based on the Great Eastern Mainline.

Stand 88 – Keith Weblin www.elizkeith.com
83 Victoria Drive, Eastbourne, BN20 8LA
Tel: 07528124311 Email: keithweblin@gmail.com
Diecast Models

Stand 89 – MDNdesigns www.mdndesigns.com
Mike Newman Email: queries@mdndesigns.com
3D Printed Scenery, Lights & Custom Models

Stand 90 – Harrison-Brown Models harrisonbrownmodels.co.uk
Kits, Model Buildings, Scenics, Vehicles, Figures, Tools, Paints, etc. Email: harrisonbrownmodels@yahoo.co.uk

Stand 91 – Class 47 Preservation Society www.class47preservationproject.co.uk
John Hiscock Email: johnkent47@talktalk.net

GALILEO

Stand 92 – Charity Transport Models & Books

Profits generated from the sale of most items on this stand are donated to The Downs Syndrome Association (Bexley Branch).

Stand 93 – Association of Bexley Charities ’78 bexleych.wixsite.com/bexley-charities-78
Charity Raffle

Stand 94 – Heritage In Motion
109 Glack Road, Deal, Kent, CT14 9ND
Tel: 01304 379556
Railway & Other Transport DVDs

heritageinmotion.co.uk

Email: sales@heritageinmotion.co.uk

Stand 95 – Kitorama
Neil Jackson (Heritage in Motion/Beckenham & West Wickham Model Railway Club)

Kitorama is a display of various model kits such as Airfix, Revell, etc., built straight from the box to show what can be achieved by modellers of all skill levels. Also displayed are a few basic radio-controlled vehicles and accessories.

Stand 96 – Upton Lacey
John Wilshaw

Upton Lacey depicts a Cotswold town originally served by the Midland Railway and the Great Western Railway. In the late 19th century, the two companies built a new joint station. The track is hand-built using copper clad sleepers and Code 80 rail. Coffee grounds were used for ballast. Couplings are Spratt & Winkle with permanent magnets. A form of cab control is used with Gaugemaster hand-held controllers. The main river crossing is, I hope, recognisable as a model of Brunel's masterpiece at Maidenhead. Locomotives and rolling stock are mainly Farish and Dapol, but with some N Gauge Society vans.

Stand 97 – Quarry Falls
Kieron Tregunno (Erith Model Railway Society)

Quarry Falls is an N gauge layout bought ready-assembled but in a tatty condition. The mountains easily removeable for access to the two tunnels. The rolling stock is mainly American, although we do like to run a variety of other trains if we wish. There are two main lines, which are capable of running multiple trains, as the layout has been converted to digital. We installed a Raspberry Pi computer running JMRI which we programmed with a drawing of the layout and the ability to recognise and control all of the points and the trains that we currently use.

Stand 98 – EMRS – Scott Tregunno
Scenics & Miscellaneous

Stand 99 – EMRS – Steve Riley
Model Railway Electronic Platform Displays & Painted Stones

Stand 100 – Volk's Electric Railway
Derek Smith

A model depicting Volk's Electric Railway which runs along the beach at Brighton. Various long-gone features are depicted as well as the electric railcars in a variety of liveries they would have carried since 1883.

Stand 101 – Orchards (Junior) Scale Model Club
Garry Chapman (Erith Model Railway Society)

A display of scale models from various genres to varying standards all completed by beginners and more experienced modellers. The modellers range from age eight to ancient.

Interested in joining a local friendly model railway society? Go to:

www.ukmodelshops.co.uk/erithmrs/

for further details of the club, our activities, layouts, future exhibitions and how to join
or inquire at the front desk

ERITH MODEL RAILWAY SOCIETY

is looking for
layouts (all gauges and regions/countries)
static displays & modelling demonstrations
and other interesting items for future exhibitions

If you would be interested in exhibiting at a future Model Railway Exhibitio,
please contact the exhibition manager, Paul Plummer. Tel: 07736 560956, e-mail: erithmrs@gmail.com,
or leave your contact details at the ticket sales desk.

Longfield – 25th & 26th January 2025

The Longfield Academy, Main Road, Longfield, Kent DA3 7PH



Stockists of

Circuitron, Tam Valley, DCC Specialities, DCC Concepts, Digitrax, ESU, Gaugemaster, LDT, Lenz, Roco, RR-Cirkits, Sprog DCC, NCE, Zimo, Digikeijs, Train-o-Matic, NixTrains, Soundtraxx, Train Tech.
Plus Many More!

Friendly advice, support and installation services

Ipswich Model Railway Centre,
Unit 2, 48-52 Tomline Road
Ipswich IP3 8DB.

Coastal DCC

Coastal DCC

+44 (0) 1473 710946

www.coastaldcc.co.uk
enquiries@coastaldcc.co.uk

KENT MODEL EXCHANGE

We buy & sell
all model railway locomotives
rolling stock and buildings

Lots Of Brands, Lots Of Choice Covering All Gauges

Z, N, TT, 009, H0e, 00, H0, O Gauge,

Gauge 1, LGB, Large Scale Steam

OUR NEW SHOP IS NOW OPEN

We also have a large stock of model cars and buses
We can service your models too!
We always stock track, points and accessories
Hundreds of 'pre loved' models
At affordable prices

Call in and say hello

106 High St, Hythe CT21 5LE

Tel: 01797 364837

ROXLEY MODELS

SURREY'S FRIENDLY SHOP FOR ALL YOUR MODELLING NEEDS

MODEL SCENERY • AIRFIX • MODEL RAILWAY • SCALEXTRIC • PAINTS & GLUES

4 Beckley Parade, Great Bookham, Surrey, KT23 4RQ

01372 452 976

www.roxleymodels.co.uk

@RoxleyModels

enquiries@roxleymodels.co.uk

Opening Hours
Sun - Mon: Closed
Tues - Sat: Open
Bank Hols: Closed

TRANSPORT COLLECTABLES LIMITED

WWW.TRANSPORTCOLLECTABLES.CO.UK

NOW STOCKING SELECT NEW MODEL BUSES

- TRANSPORT TIMETABLES
- TRANSPORT BOOKS
- TRANSPORT MAPS

WE ALSO BUY COLLECTIONS. PLEASE CONTACT US AT:

INFO@TRANSPORTCOLLECTABLES.CO.UK
Instagram & Facebook @TRANSPORTCOLLECTABLES

Thunderbolt Models

Build your dream

OO, HO and N Gauge quality pre-owned Steam, Diesel Locos and rolling stock across all brands.

NEW Hornby, Peco, Rapido, CMD Models (SA), DCC Concepts, Oxford Rail, Dapol, L-Cut, Natural Scenics and more

Fantastic selection of detailed scenery, accessories, tools and consumables

Show this ad at the stand for a 10% discount on all non-sale items.

Email: **sales@thunderboltmodels.com**

Tel: **07851 731629**

www.thunderboltmodels.com

Feeding your obsession

ABOUT ERITH MODEL RAILWAY SOCIETY

Formed in 1962, Erith Model Railway Society has been in existence for over 60 years. As the club continues to grow new members are always welcome. The club meets on Wednesday evenings from around 6:30pm until just after 9:00pm at our clubrooms in Belvedere. If you are interested in joining a prosperous, busy and growing club, then why not speak to a club member at the Information Desk (Stand 1). We would be happy for you to visit the club on a Wednesday evening, where you will receive a warm welcome, get the opportunity to tour the rooms and see exactly what we get up to.

Bill Murphy
1932 - 2002

In tribute to the memory of our former Exhibition Manager and Honorary Vice President, EMRS has introduced the Bill Murphy Memorial Shield, which is awarded to the best layout at the exhibition. The shield was presented for the first time in 2003 and the list of previous winners is available via the EMRS website.

John Muskett
1945 – 2017

In tribute to the memory of our former Secretary and Chairman, EMRS has introduced the John Muskett Memorial Shield, which is awarded to the layout nominated by visitors to the exhibition on the Saturday. The shield was presented for the first time in 2019 and the list of previous winners is available via the EMRS website.

John G Jones MBE
1944 - 2021

Sadly, John passed away in July 2021 following a short illness. John joined Erith Model Railway Society in 1996 becoming an active member and exhibiting his layout, West Foxley, at numerous exhibitions and fetes in and around the Southeast. More recently he had become the club's go to person for loco servicing and repairs with the Foxley Service Centre.

And finally,

Erith Model Railway Society would like to thank The Longfield Academy, Cucina (catering provision), Cambrian Explorers (car park marshals), Go-Coach (vintage shuttle bus), Michael Land (cover image), Michael Chipperfield (exhibition guide author), participating and supporting exhibitors and everybody else directly and indirectly involved in the running of this show without which this exhibition would not be possible. We would especially like to thank you for taking the time to visit our show. We hope you enjoyed your visit and if you did, please tell your friends, if you didn't, please tell us so that we can try to improve our exhibition for the future. Don't forget to complete the visitor survey for a chance to win a gift voucher.

Paul Plummer
Exhibition Manager



FOR ALL THE EXHIBITIONS CHECK
www.ukmodelshops.co.uk/events

Name	Scale	Scale Ratio	Track Width	Notes
OO	4mm	1:76.2	16.5mm	Modelling British standard gauge and is the most popular model railway scale in Britain. Virtually unknown outside of the British Isles.
N	2mm	1:148 (UK) 1:150 (JPN) 1:160 (EU & USA)	9mm	Modelling standard gauge. N stands for Nine, the track width. British models are made to a larger scale due to the smaller prototypes on Britain's railways compared to Continental Europe and North America (similar story to why OO exists in Britain and not HO).
O	7mm	1:43.5	32mm	Modelling standard gauge. Has a number of standards, Fine, Coarse or Unified. The smallest practical scale that can be used for garden railways.
HO	3.5mm	1:87	16.5mm	Modelling standard gauge outside of the British Isles and is the most popular model railway (or railroad) scale in the world. Half size of O gauge, hence HO.
OO9	4mm	1:76.2	9mm	Modelling British narrow gauge, typically 2ft or 2ft 6in gauge.
TT3	3mm	1:102	12mm	Modelling British standard gauge based on overscale models produced by Tri-ang in the 1950s and 1960s. TT stand for Table Top.
TT:120	3mm~	1:120	12mm	Near exact scale TT modelling. A recent development in the British market, but has been popular in Central and Eastern Europe for years.
EM	4mm	1:76.2	18.2mm	Stands for Eighteen Millimetres. 4mm scale modelling with better scale trackwork.
P4/S4	4mm	1:76.2	18.83mm	Stands for ProtoFour/ScaleFour. 4mm scale modelling but with exact scale trackwork.
2mmFS	2mm	1:152	9.42mm	2mm Fine Scale modelling using exact scale trackwork
O-16.5	7mm	1:43.5	16.5mm	Modelling British narrow gauge. The 7mm scale equivalent to OO9.
HOe	3.5mm	1:87	9mm	Modelling narrow gauge in 1:87 scale.
HOm	3.5mm	1:87	12mm	Modelling metre gauge in 1:87 scale.
Gauge 1	9.5mm	1:32	45mm	Typically modelling standard gauge and is popularly used for live steam.
G	Various	1:22.5~	45mm	Originally comes from the German word Groß (meaning big), but now can stand for Garden, as it popularly used for garden railways.
SM32	16mm	1:19.05~	32mm	16mm scale narrow gauge modelling, often in the garden and using live steam models. SM32 terminology popularised by Peco.
S7	7mm	1:43.5	33mm	ScaleSeven. Finescale modelling again using exact scale trackwork.
Z	1.385mm	1:220	6.5mm	Predominantly German and modelling the standard gauge.
T	0.6mm~	1:450 1:480	3mm	Stands for Three, the track width. The smallest RTR scale to date. Mostly Japanese, but some British models have been produced.

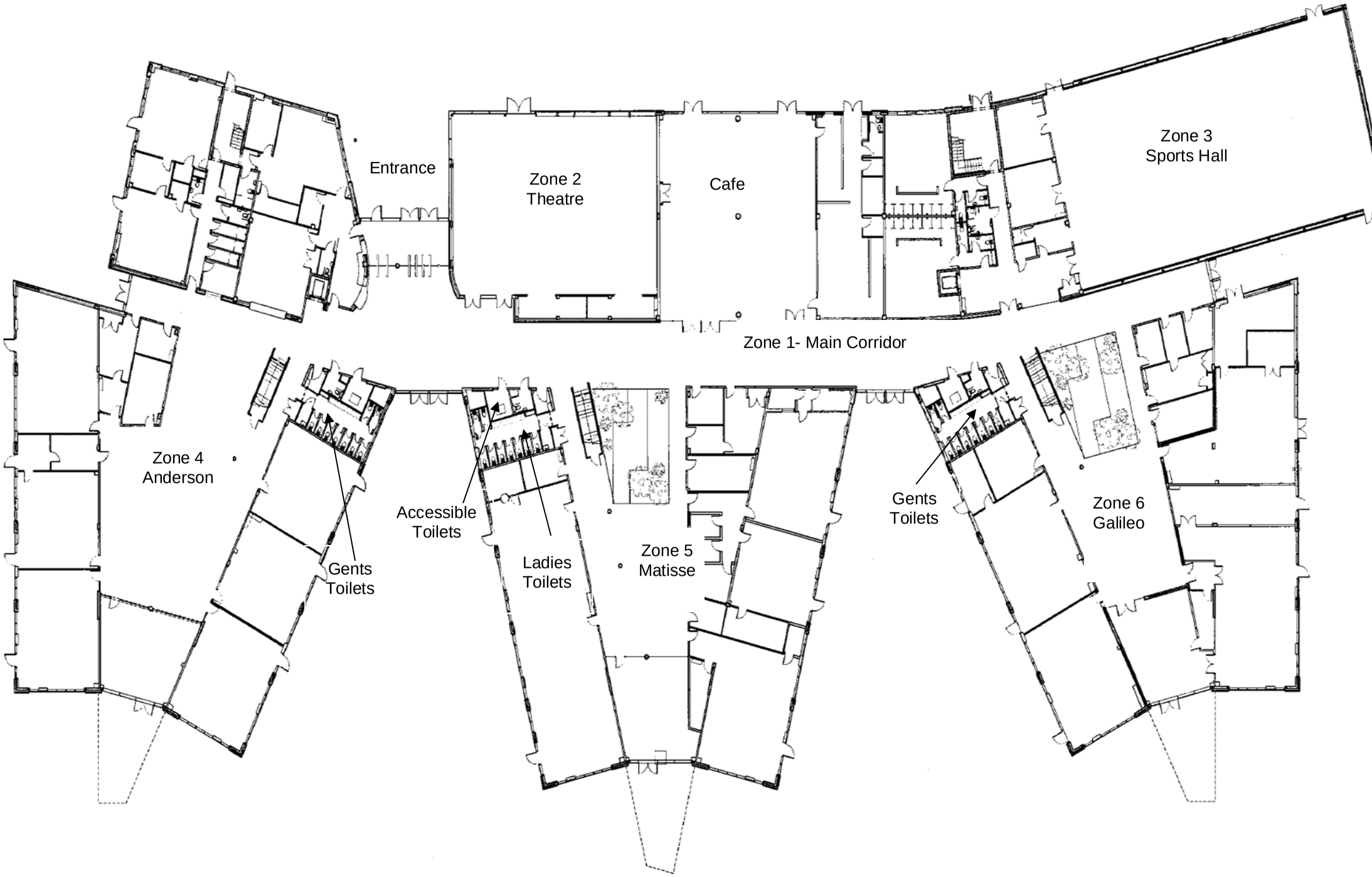
Entrance
Zone 2
Theatre
Cafe
Zone 3
Sports Hall
Zone 1- Main Corridor
Zone 4
Anderson
Gents
Toilets
Accessible
Toilets
Ladies
Toilets
Zone 5
Matisse
Gents
Toilets
Zone 6
Galileo