

"TRESTROL - E.C."

by E. B. Trotter.

THE "Trestrol-E.C." wagon shown in the accompanying photographs and drawn on the previous page, would make a most impressive model and, although it is 73 feet long over buffers, it should be quite capable of negotiating the curves found on most model railways without difficulty. The obvious difficulty with a normal long vehicle is buffer locking, but, as will be seen, in this case the buffers and couplings are mounted on the bogies. If the model line has any stations located on the curve there might be some trouble! In this case the would-be operator should check before running his vehicle through the station in question.

The trestles shown in the photographs and drawing are removable. Besides being capable of handling metal plates up to 12 feet wide and 32 feet long, the vehicle can also be used as an ordinary well wagon.

The bogies are of completely welded construction and in the model would have to be built up in a similar manner to tender frames, using the nearest type of axlebox and springs available. The main girders, of which there are three, are partly welded and partly riveted. The holes cut in the plates connecting the webs of the high and low girders are to provide an adequate length of welding. The girders are built up of rolled-steel beam sections, with additional flange plates where necessary and a steel floor is provided in the well. The main girders are painted light grey with black patches to form a background for the white lettering. The bogies are painted black.



The upper photograph on this page shows the "Trestrol-E.C." in all its glory. Such a vehicle would make a handsome addition to any model railway. With the help of the drawing on the previous page, such a model should not present any insuperable difficulties to the average modeller. The lower photograph gives some bogie detail. Both photographs were taken by the author.

"TRESTROL-E.C."

by E. B. Trotter.
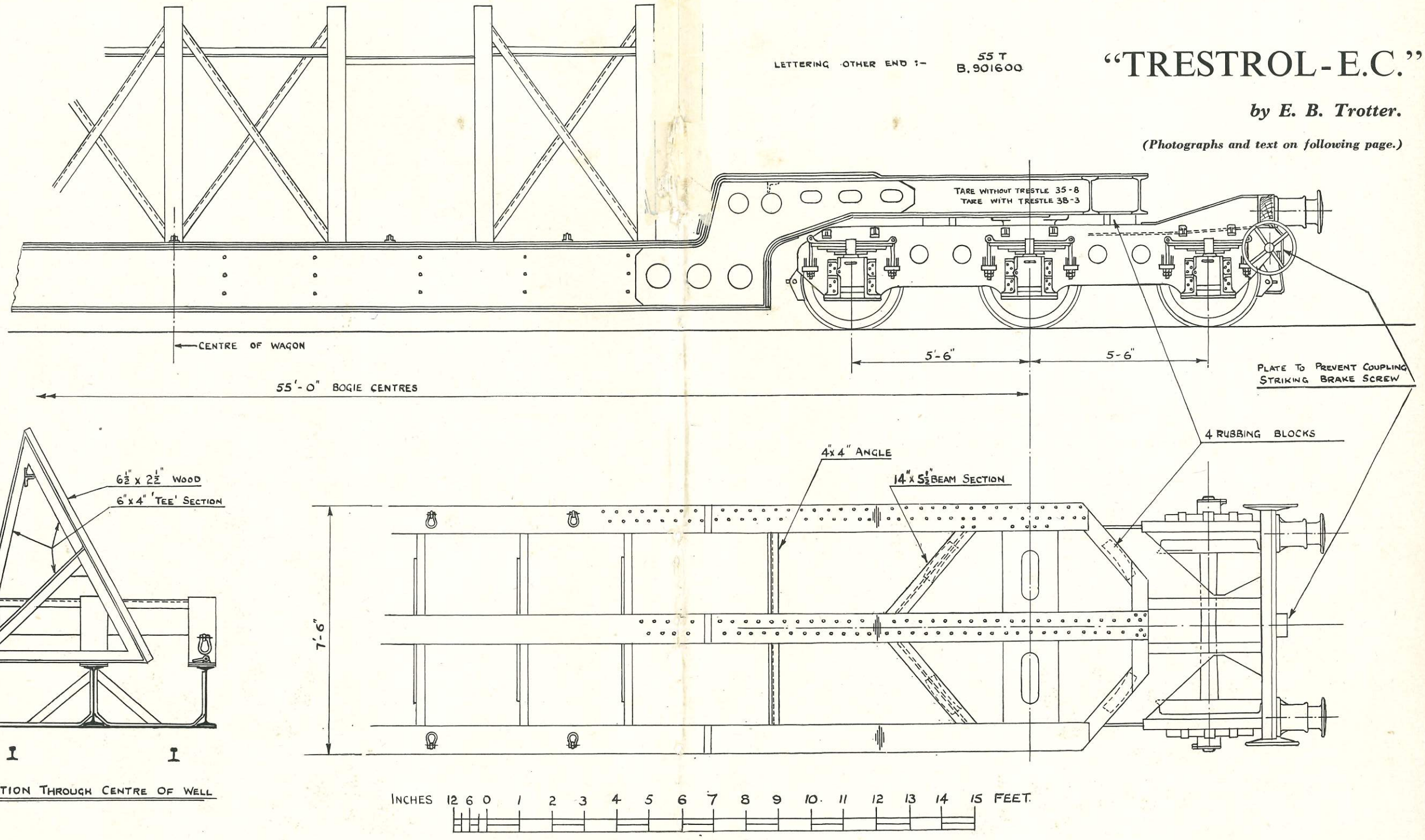
(Photographs and text on following page.)